





Technical Data Sheet

Cushwa Paver Series
Mid-Atlantic Plant



Product Name	Swatch	Size	Standard	Durability Class (Class)	Dimensional Variation (Application)	Abrasion Resistance (Type)	Compressive Strength (psi)	24-hr Cold Water Absorption (%)	5-hr Boil Absorption (%)	Abrasion Index
52-DD Paver		4x8 Paver	ASTM C902	SX	PS	Type II	>4,000	<10	<15	<0.25
53-DD Paver		4x8 Paver	ASTM C902	SX	PS	Type II	>4,000	<10	<15	<0.25
Danish Paver		4x8 Paver	ASTM C902	SX	PS	Type II	>4,000	<10	<15	<0.25
Shenandoah Paver		4x8 Paver	ASTM C902	SX	PS	Type II	>4,000	<10	<15	<0.25

This data represents average results. If specific test results are required, sample should be taken from current production lots. U.S. STANDARD TEST METHODS (ASTM C67) ARE USED AS APPLICABLE, UNLESS OTHERWISE NOTED. ©2024

Size	Width	Height	Length	Weight	Brick per Cube	Brick per Sq Ft
4x8 Paver	4"	2-1/4"	8"	5.3	475	4.50