





Technical Data Sheet

Lawrenceville Paver Series
Lawrenceville Plant



Product Name	Swatch	Size	Standard	Durability Class (Class)	Dimensional Variation (Application)	Abrasion Resistance (Type)	Compressive Strength (psi)	24-hr Cold Water Absorption (%)	5-hr Boil Absorption (%)	Abrasion Index
Full Range 2-1 Paver		2-1 Paver	ASTM C902	SX	PS	Type I	>4,000	<8	<10	<0.11
Red Range 2-1 Paver		2-1 Paver	ASTM C902	SX	PS	Type I	>4,000	<8	<10	<0.11
Old Trail Modular Paver		Modular Paver	ASTM C902	SX	PS	Type I	>4,000	<8	<10	<0.11
Red Range Modular Paver		Modular Paver	ASTM C902	SX	PS	Type I	>4,000	<8	<10	<0.11

This data represents average results. If specific test results are required, sample should be taken from current production lots. U.S. STANDARD TEST METHODS (ASTM C67) ARE USED AS APPLICABLE, UNLESS OTHERWISE NOTED. ©2024

Size	Width	Height	Length	Weight	Brick per Cube	Brick per Sq Ft
2-1 Paver	2-1/4"	3-11/16"	7-3/8"	4.9	530	5.30
Modular Paver	2-1/4"	3-9/16"	7-5/8"	4.9	530	4.57