








# Technical Data Sheet

Couture Series  
Caledonia Plant



Product Name	Swatch	Size	Standard	Durability Class (Grade)	Dimensional Variation (Type)	Compressive Strength (psi)	24-hr Cold Water Absorption (%)	5-hr Boil Absorption (%)	IRA (g/min per 30in <sup>2</sup> )	Core Volume (%)
Black Beauty		Modular	ASTM C216	SW	FBS	>5,000	<6	<10	<20	<25
		Engineer	ASTM C216	SW	FBS	>5,000	<6	<10	<20	<25
		Queen	ASTM C216	SW	FBS	>5,000	<6	<10	<20	<25
Flagstaff		Modular	ASTM C216	SW	FBS	>5,000	<6	<10	<20	<25
		Engineer	ASTM C216	SW	FBS	>5,000	<6	<10	<20	<25
		Queen	ASTM C216	SW	FBS	>5,000	<6	<10	<20	<25
Milwaukee		Modular	ASTM C216	SW	FBS	>5,000	<6	<10	<20	<25
		Engineer	ASTM C216	SW	FBS	>5,000	<6	<10	<20	<25
		Queen	ASTM C216	SW	FBS	>5,000	<6	<10	<20	<25
Rosewood		Modular	ASTM C216	SW	FBS	>5,000	<6	<10	<20	<25
		Engineer	ASTM C216	SW	FBS	>5,000	<6	<10	<20	<25
		Queen	ASTM C216	SW	FBS	>5,000	<6	<10	<20	<25
Rustic Burgundy		Modular	ASTM C216	SW	FBS	>5,000	<6	<10	<20	<25
		Engineer	ASTM C216	SW	FBS	>5,000	<6	<10	<20	<25
		Queen	ASTM C216	SW	FBS	>5,000	<6	<10	<20	<25
St. Windsor		Modular	ASTM C216	SW	FBS	>5,000	<6	<10	<20	<25
		Engineer	ASTM C216	SW	FBS	>5,000	<6	<10	<20	<25
		Queen	ASTM C216	SW	FBS	>5,000	<6	<10	<20	<25
Stratford		Modular	ASTM C216	SW	FBS	>5,000	<6	<10	<20	<25
		Engineer	ASTM C216	SW	FBS	>5,000	<6	<10	<20	<25
		Queen	ASTM C216	SW	FBS	>5,000	<6	<10	<20	<25

This data represents average results. If specific test results are required, sample should be taken from current production lots. U.S. STANDARD TEST METHODS (ASTM C67) ARE USED AS APPLICABLE, UNLESS OTHERWISE NOTED.

Size	Width	Height	Length	Weight	Brick per Cube	Brick per Sq Ft
Modular	3-1/2"	2-1/4"	7-5/8"	3.6	525	6.86
Engineer	3-1/2"	2-3/4"	7-5/8"	4.6	430	5.76
Queen	3	2-3/4"	7-5/8"	3.8	520	5.76

Note: Products are also available as Thin Brick, see Thin Brick Technical Data Sheet.

# Technical Data Sheet

## Couture Series -- Thin Brick

Caledonia Plant



Product Name	Swatch	Size	Standard	Durability Class (Grade)	Dimensional Variation (Type)	Compressive Strength (psi)	24-hr Cold Water Absorption (%)	5-hr Boil Absorption (%)	IRA (g/min per 30in <sup>2</sup> )	Core Volume (%)
Black Beauty Thin Brick		Modular	ASTM C1088	Exterior	TBS	N/A	<6	<10	N/A	N/A
Flagstaff Thin Brick		Modular	ASTM C1088	Exterior	TBS	N/A	<6	<10	N/A	N/A
Milwaukee Thin Brick		Modular	ASTM C1088	Exterior	TBS	N/A	<6	<10	N/A	N/A
Rosewood Thin Brick		Modular	ASTM C1088	Exterior	TBS	N/A	<6	<10	N/A	N/A
Rustic Burgundy Thin Brick		Modular	ASTM C1088	Exterior	TBS	N/A	<6	<10	N/A	N/A
St. Windsor Thin Brick		Modular	ASTM C1088	Exterior	TBS	N/A	<6	<10	N/A	N/A
Stratford Thin Brick		Modular	ASTM C1088	Exterior	TBS	N/A	<6	<10	N/A	N/A

This data represents average results. If specific test results are required, sample should be taken from current production lots. U.S. STANDARD TEST METHODS (ASTM C67) ARE USED AS APPLICABLE, UNLESS OTHERWISE NOTED.

Size	Thickness	Width	Height	Length	Weight	Brick per Pack	Brick per Sq Ft
Modular Thin Brick Flat	1/2"	1/2"	2-1/4"	7-5/8"	0.8	70	6.86
Modular Thin Brick Corner	1/2"	3-1/2"	2-1/4"	7-5/8"	1.1	18	4.5/LF

Note: Products are also available as Full Brick, see Full Brick Technical Data Sheet.