















# Technical Data Sheet

Metropolis Series  
Pittsburgh Plant



Product Name	Swatch	Size	Standard	Durability Class (Grade)	Dimensional Variation (Type)	Compressive Strength (psi)	24-hr Cold Water Absorption (%)	5-hr Boil Absorption (%)	IRA (g/min per 30in <sup>2</sup> )	Core Volume (%)
Blacktone		Modular	ASTM C216	SW	FBX	>5,000	<6	<10	<20	<25
Brookhaven		Modular	ASTM C216	SW	FBX	>5,000	<6	<10	<20	<25
Courtland		Modular	ASTM C216	SW	FBX	>5,000	<6	<10	<20	<25
Cranberry Red		Modular	ASTM C216	SW	FBX	>5,000	<6	<10	<20	<25
Desert		Modular	ASTM C216	SW	FBX	>5,000	<6	<10	<20	<25
Genesee		Modular	ASTM C216	SW	FBX	>5,000	<6	<10	<20	<25
Harding Blend Redburn		Modular	ASTM C216	SW	FBX	>5,000	<6	<10	<20	<25
Khaki Matt		Modular	ASTM C216	SW	FBX	>10,000	<6	<10	<10	<25
Light Buff Matt		Modular	ASTM C216	SW	FBX	>5,000	<6	<10	<10	<25
Mason Gold		Modular	ASTM C216	SW	FBX	>5,000	<6	<10	<20	<25
Mountain Rose		Modular	ASTM C216	SW	FBX	>5,000	<6	<10	<20	<25
Richmond		Modular	ASTM C216	SW	FBX	>5,000	<6	<10	<20	<25
Shadow Gray Matt		Modular	ASTM C216	SW	FBX	>10,000	<6	<10	<10	<25
Sperryville		Modular	ASTM C216	SW	FBX	>5,000	<6	<10	<20	<25
Spring Hue Velour		Modular	ASTM C216	SW	FBX	>15,000	<6	<10	<10	<25
Tangerine Matt		Modular	ASTM C216	SW	FBX	>15,000	<6	<10	<10	<25
Whitehall		Modular	ASTM C216	SW	FBX	>5,000	<6	<10	<10	<25
Wingate		Modular	ASTM C216	SW	FBX	>5,000	<6	<10	<20	<25

This data represents average results. If specific test results are required, sample should be taken from current production lots. U.S. STANDARD TEST METHODS (ASTM C67) ARE USED AS APPLICABLE, UNLESS OTHERWISE NOTED.

Size	Width	Height	Length	Weight	Brick per Cube	Brick per Sq Ft
Modular	3-9/16"	2-1/4"	7-5/8"	4.1	525	6.86