













Technical Data Sheet

Hanley Classics Series
Hanley Plant



Product Name	Swatch	Size	Standard	Durability Class (Grade)	Dimensional Variation (Type)	Compressive Strength (psi)	24-hr Cold Water Absorption (%)	5-hr Boil Absorption (%)	IRA (g/min per 30in ²)	Core Volume (%)
Baxter Brown Smooth		Modular	ASTM C216	SW	FBX	>10,000	<6	<10	<10	<25
Baxter Brown Wirecut		Modular	ASTM C216	SW	FBX	>10,000	<6	<10	<10	<25
Burnt Almond Smooth		Modular	ASTM C216	SW	FBX	>10,000	<6	<10	<10	<25
Burnt Almond Wirecut		Modular	ASTM C216	SW	FBX	>10,000	<6	<10	<10	<25
Oyster Grey Smooth		Modular	ASTM C216	SW	FBX	>10,000	<6	<10	<10	<25
Oyster Grey Wirecut		Modular	ASTM C216	SW	FBX	>10,000	<6	<10	<10	<25
Rome Grey Smooth		Modular	ASTM C216	SW	FBX	>10,000	<6	<10	<10	<25
Rome Grey Wirecut		Modular	ASTM C216	SW	FBX	>10,000	<6	<10	<10	<25
Smoky Quartz Smooth		Modular	ASTM C216	SW	FBX	>10,000	<6	<10	<10	<25
Smoky Quartz Wirecut		Modular	ASTM C216	SW	FBX	>10,000	<6	<10	<10	<25
Toledo Grey Smooth		Modular	ASTM C216	SW	FBX	>10,000	<6	<10	<10	<25
Toledo Grey Wirecut		Modular	ASTM C216	SW	FBX	>10,000	<6	<10	<10	<25

This data represents average results. If specific test results are required, sample should be taken from current production lots. U.S. STANDARD TEST METHODS (ASTM C67) ARE USED AS APPLICABLE, UNLESS OTHERWISE NOTED.













Size	Width	Height	Length	Weight	Brick per Cube	Brick per Sq Ft
Modular	3-5/8"	2-1/4"	7-5/8"	4.0	525	6.86

Note: Some products are also available as Thin Brick, see Thin Brick Technical Data Sheet.

Technical Data Sheet

Hanley Classics Series -- Thin Brick
Hanley Plant



Product Name	Swatch	Size	Standard	Durability Class (Grade)	Dimensional Variation (Type)	Compressive Strength (psi)	24-hr Cold Water Absorption (%)	5-hr Boil Absorption (%)	IRA (g/min per 30in ²)	Core Volume (%)
Baxter Brown Smooth		Modular	ASTM C1088	Exterior	TBX	N/A	<6	<10	N/A	N/A
Baxter Brown Wirecut		Modular	ASTM C1088	Exterior	TBX	N/A	<6	<10	N/A	N/A
Burnt Almond Smooth		Modular	ASTM C1088	Exterior	TBX	N/A	<6	<10	N/A	N/A
Burnt Almond Wirecut		Modular	ASTM C1088	Exterior	TBX	N/A	<6	<10	N/A	N/A
Oyster Grey Smooth		Modular	ASTM C1088	Exterior	TBX	N/A	<6	<10	N/A	N/A
Oyster Grey Wirecut		Modular	ASTM C1088	Exterior	TBX	N/A	<6	<10	N/A	N/A
Rome Grey Smooth		Modular	ASTM C1088	Exterior	TBX	N/A	<6	<10	N/A	N/A
Rome Grey Wirecut		Modular	ASTM C1088	Exterior	TBX	N/A	<6	<10	N/A	N/A
Smoky Quartz Smooth		Modular	ASTM C1088	Exterior	TBX	N/A	<6	<10	N/A	N/A
Smoky Quartz Wirecut		Modular	ASTM C1088	Exterior	TBX	N/A	<6	<10	N/A	N/A
Toledo Grey Smooth		Modular	ASTM C1088	Exterior	TBX	N/A	<6	<10	N/A	N/A
Toledo Grey Wirecut		Modular	ASTM C1088	Exterior	TBX	N/A	<6	<10	N/A	N/A

This data represents average results. If specific test results are required, sample should be taken from current production lots. U.S. STANDARD TEST METHODS (ASTM C67) ARE USED AS APPLICABLE, UNLESS OTHERWISE NOTED.

Size	Thickness	Width	Height	Length	Weight	Brick per Pack	Brick per Sq Ft
Modular Thin Brick Flat	1/2"	1 1/2"	2-1/4"	7-5/8"	0.8	42	6.86
Modular Thin Brick Corner	1/2"	3-5/8"	2-1/4"	7-5/8"	1.1	N/A	4.5/LF

Note: Products are also available as Full Brick, see Full Brick Technical Data Sheet.